




Let's talk about our towns

Ingleby Barwick Consultation Results Summary

Ingleby Barwick Consultation

In early January 2020, Stockton-on-Tees Borough Council began a consultation about the future of town centres and high streets in Billingham, Ingleby Barwick, Norton, Thornaby and Yarm.



The consultation lasted for 6 weeks and sought people’s views on the future of the five centres in the Borough, to identify what is important to the users of the town centre and to inform future priorities for intervention.

There were five different ‘Let’s talk about our towns’ documents – for Billingham, Ingleby Barwick, Norton, Thornaby and Yarm – complete with questionnaires. Online surveys were created for responses, as well as face-to-face sessions held in each of the five centres.

The consultation was promoted widely on Social Media, and in each of the centres via a printed questionnaire for those without internet access. All responses were added together, giving a total sample size for each as follows:

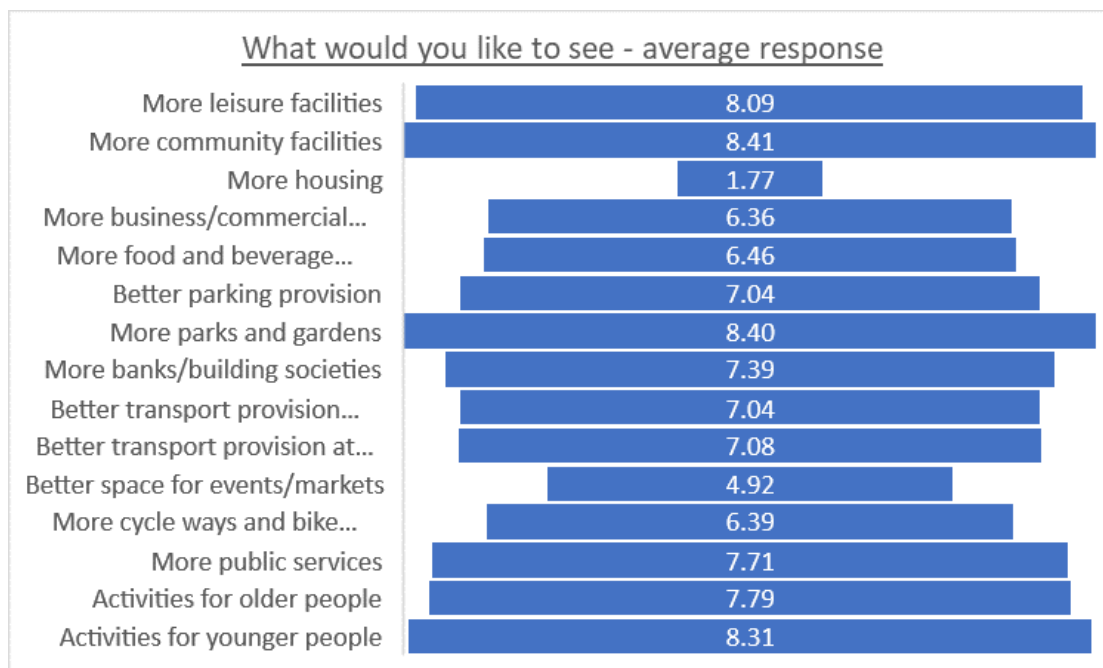
Billingham Town Centre	311 responses
Ingleby Barwick Town Centre	462 responses
Norton Town Centre	285 responses
Thornaby Town Centre	349 responses
Yarm Town Centre	208 responses
TOTAL	1,615 responses

This summary presents findings from the Ingleby Barwick Town Centre consultation, exploring what the priorities ought to be for the centre and how you’d like to see this area develop.

Here is the summary of findings from this consultation:

Most respondents answered positively when asked about more facilities on a scale from 1 (not at all) and 10 (would most like).

Specific aspects attracted the following ratings:



More leisure and community facilities, and more parks and gardens scored particularly highly as did activities for younger people. There was little desire for more housing and better space for events/markets also attracted a low response.

Most respondents offered additional general comments on the consultation (there was a total of 799 comments across the four main questions) and the following themes emerged:

Please use this space if you'd like to add any more things you'd like to see:

- The majority of comments in this section ask for more facilities, with the most popular responses including restaurants, cafes and pubs along with more / better shops.
 - *“A shopping centre including coffee shops and restaurants”*
 - *“Another restaurant would be great”*
 - *“More local businesses, places to eat during the day, interesting and unique shops”*
 - *“More supermarkets and shops”*
- In addition, requests for more green space and a stop to housebuilding.
 - *“More trees and green space on housing streets”*
 - *“No more houses. Love the green space”*

- *“Ingleby has largely been spoiled by the extremely high density of housing now being developed - what green space there remains should be fiercely protected”*
- *“More green spaces are required”*
- Concerns also raised about the lack of local facilities with responses ranging from a post office, better medical facilities and better transport links to more community facilities, youth facilities and a bank.

When thinking about Ingleby Barwick, can you suggest up to three priority areas where you'd most like to see change?

- The three most frequent responses to this question included issues around parking, green space and traffic.
 - *“Better parking around primary schools”*
 - *“More green areas”*
 - *“Less traffic congestion”*
 - *“Sort the idiotic parking near schools at drop off/pick up time”*
 - *“Landscaping, tree and wildlife planting. Parking control on main roads”*
 - *“Build bypass road to ease traffic or dual main road right through instead of having bottle necks”*
 - *“Public transport. Re open Lowfield Avenue for access on and off Queen Elizabeth Way to ease congestion”*
 - *“Traffic during rush hours Better Parking facilities at shops”*
 - *“Another large park like Romano Park but within The Rings somewhere for families to enjoy”*
- Comments regarding more retail, restaurants, cafes and pubs were once again a reoccurring theme in this consultation.
 - *“A choice of supermarkets, not just Tesco. More restaurants and cafes”*
 - *“More shopping facilities reflecting the increased population of Ingleby Barwick”*
 - *“More leisure, restaurants, coffee shop, independent shops”*
 - *“More shops and less takeaways”*
 - *“Better choice of shops and food outlets”*
- In addition, calls for more youth and community facilities, better public transport and a greater police presence to help tackle crime and anti-social behaviour.
 - *“Less housing developments. Open spaces. Community and leisure facilities”*

- *“No more planning authorisation for houses, there is too much already. More green areas”*
- *“Transport, visible police presence, more footpaths around the edge of Ingleby”*
- *“More Public Transport especially at night”*
- *“Better bus services. Community police”*
- *“Better facilities for children and adults”*

Tell us more about any other spaces in Ingleby Barwick that could be improved, what would you like to see?

- Green space attracted the highest number of comments in this section, along with calls to improve parking and local facilities - including footpaths / cycle paths, youth and leisure facilities.
 - *“Need more green areas and protect those we have. Stop stupid parking in all areas on main roads”*
 - *“Re-introduction of flower beds on roundabouts and in park areas”*
 - *“Like to see another 5 a side pitch MUGA, multi games but on astro turf”*
 - *“Space for the community - community gardening, meeting spaces”*
 - *“The existing cycle ways / walkways: - 1. Some need repairing / resurfacing 2. They need the grasses down areas that are over growing the walkway / cycle ways as some areas are quite narrow now for safe passage. 3. Weeding and removal of leaf mould from walkway / cycle ways”*
 - *“Good walks/trails around IB with clear signage”*
 - *“General upkeep of footpaths and cycle ways: some are deteriorating or breaking up quite badly”*
 - *“Schools should have more parking congestion measures. Offsite parking pools, where parents walk a short distance to the school with children”*
 - *“Some benches along the walkways so older or less mobile people can still enjoy the walkways”*
 - *“All play parks to be improved. Pot holes/roads repaired/resurfaced”*

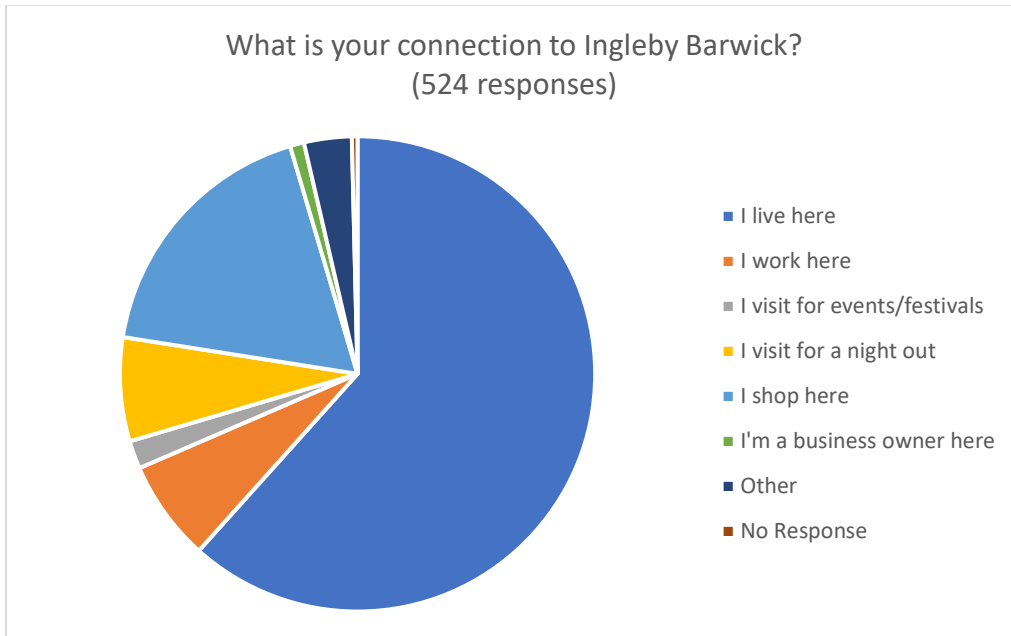
And finally, is there anything else you'd like to tell us? Please use the box below to share any thoughts, ideas or plans you'd like to be considered.

- This final section attracted a range of responses with frequent comments relating to housebuilding, traffic, parking and local facilities.

- *“Please limit future housing - too many now. No more retail areas - have enough and still some spaces. Think community over commerce”*
- *“No more housing without consideration of facilities. Older areas need refreshing with roads/pathways etc. looking tired and broken”*
- *“Stop building houses in Ingleby and build more open spaces with trees / wildlife”*
- *“Speed signs that flash up with drivers actual speed being driven- on the main link roads”*
- *“Road calming reviews. Install Speed cameras. Parking on pathways needs addressing and enforcing planning conditions that include driveway extensions”*
- *“General maintenance of cycle path routes clearing of shrubs and litter more often”*
- *“Provide enough facilities to support the residents who live here already”*
- In addition, calls to improve the Christmas decorations and public transport in Ingleby Barwick also featured:
 - *“A new Christmas tree would be nice, rather than the pathetic thing we have inflicted on us every year!”*
 - *“Direct bus service from Ingleby Barwick into Stockton town centre & Teesside shopping park”*

Profile of responses

- Almost all ten of respondents (94%) live in Ingleby Barwick, with most offering more than one response when asked 'What is your connection to Ingleby Barwick?' Nearly one in three of respondents (28%) also use Ingleby Barwick for shopping.
- 97% of responses came from people visiting 'within the last week'



- All ages were represented in the consultation, although responses from those under 16 accounted for less than 1% of the total sample with those aged 41-65 accounting for over half (55%).

